




SEEDLING
THE WORLD SCHOOL

 Cambridge Assessment
International Education




**HOLIDAY ACTIVITY (2019-20)
CLASS- K2**



Dear parents,

Summer vacations for the children are synonymous with fun , frolic , playing for longer hours, picnics , exploring new places, waking & sleeping late.

Children are quick enough to get into a holiday mood and equally quick to forget what they have learnt in school and that is why we have planned some activities to keep the little ones occupied and channelize their energies as well as enhance their learning abilities. Kindly ensure that the holiday fun activities are completed by the student under your guidance .



Reading time!!

Make reading your best friend, it not only enhances knowledge but also enriches the vocabulary.

Reading with a hard copy book has its own advantages, read along with your child books like: Lady bird series- level 1, Bubbles, Dr. Suess, Spot series etc.

Suggestions to check their understanding, ask them to:

- Talk about the pictures, characters, setting, etc.
- Recapitulate the story in sequence
- Try and change the ending of the story

Please note: Do check out good online deals available on Amazon, Flipcart, ebay, etc.

Let's explore!!

Many online websites have a great collection of e-books, do explore them, you will be pleasantly surprised 😊

Few links: www.pitara.com; www.funbrain.com; www.magickeys.com

Home Is The First School, Parents Are The First Teachers

- ❖ Encourage your child to arrange his/her books, toys & clothes in proper cupboard / shelves
- ❖ Help in simple chores like filling water bottles, setting the Dinner table, watering the plants
- ❖ Learn how to write his/her name, memorize his/her home address and phone number.
- ❖ Converse in English with his/her family & friends
- ❖ Turn off taps, fan and light when not in use
- ❖ Always throw garbage in the bin and keep his/her surroundings clean

- ❖ Encourage your child to watch in English age appropriate cartoons every day for not more than half an hour .
- ❖ Encourage your child to draw pictures use various colouring means (water colour , crayons e.t.c.)

D) Raise your child's self esteem .

- 1.Children have a right to our time, the right to make mistakes.
- 2.Make your child a decision maker by giving him/her the ability to solve problems by giving them choices to choose from.
- 3.If you want your ward to be independent then do give him/her age appropriate independence. Adopt a style of positive discipline , praise when he/ she is good .
- 4)Accept your child as he / she is, do not compare.

Writing fun

English :

Three worksheet are to be downloaded

Math :- (to be done in 3 in 1 copy)

1. Write in order 1-50 - 4 times .
2. Number names 0-5- 4 times
3. Reverse counting 10-0 "
4. Two activity sheets to be down loaded .

Hindi :- (तीन लाइन के खुले पन्नों पर)

- 1 क से झ तक क्रम अनुसार लिखें ।
- 3 बार 2 दो अक्षर के 15 शब्दों का चित्र बना कर नाम लिखें व रंग भरे ।



Attach all activities/sheets in a file after completing them, with Name and class .

- Summer vacation commences from Sat.11th May 2019 till Fri.21st June, 2019.
- School re-opens on Mon. 24th June 2019. Timing 8.30am to 11.30 am.
- Tue. 25th June. Timing 8.30 am to 12.45 A.m.


Rina Harry
(Headmistress)


Ms. Moneeta Bakshi
(Director)

Tick the sentence that describes the picture.



- A rat in a sack.
- A rat on a rack.



- A man in a fan.
- A man in a pan.




- Sam and his ham.
- Sam and his jam.



- A bat and a cap.
- A bat and a map.



- A cat on a tack.
- A cat in a pack.



- Pam on the mat.
- Pam in her hat.

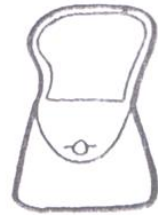
Write the words for the pictures.



1. _____



2. _____



3. _____



4. _____




5. _____



6. _____



7. _____



8. _____















9. _____

Number Bonds


Write the missing number to make 10.

k2



Add or Subtract

Shapes on a Snake





A.  +  = 10

B.  -  = _____

C.  -  = _____

D.  +  = _____

E.  +  = _____

F.  +  = _____

G.  +  = _____

H.  +  = _____

I.  -  = _____

J.  -  = _____

Children have been initiated into cursive hand writing and are getting good at it. Have your child read the given words below and write the same in cursive handwriting 4 times each on loose sheets of 4 lined pages .



Can I read these words?



bad	bag	am	can
dad	rag	dam	fan
mad	sag	ham	man
pad	tag	jam	pan
sad	wag	ram	van
cap	bat	back	cab
gap	cat	pack	jab
map	hat	rack	nab
nap	pat	sack	tax
tap	sat	tack	wax